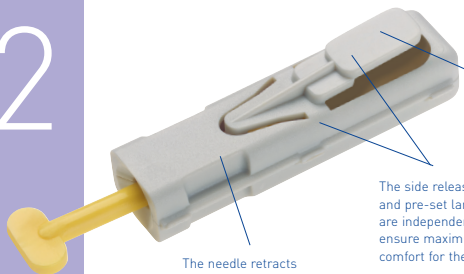


# unistik 2

engineered for safety and comfort



The side release button is easy to use and comfortable to operate.

The side release button and pre-set lancet speed are independent to ensure maximum comfort for the patient.

The needle retracts automatically after use.

## The Unistik®2 range

The Unistik 2 range of single-use capillary blood sampling devices has 5 models providing different levels of blood flow for sampling a complete range of test areas.



### Unistik®2 Comfort

28G 1.8mm

**Suggested Test Areas e.g.**  
Ward blood glucose monitoring, HbA1c.

**Suggested Patient Areas e.g.**  
Diabetes Clinics, Paediatrics, Geriatrics, Home Use.

**Box of 100 AT0742**  
**Box of 200 AT0747**



### Unistik®2 Normal

21G 2.4mm

**Suggested Test Areas e.g.**  
Ward blood glucose monitoring, Cholesterol, HbA1c.

**Suggested Patient Areas e.g.**  
Adults, Geriatrics, Home Use, Blood transfusion centres.

**Box of 100 AT0702**  
**Box of 200 AT0704**



### Unistik®2 Extra

21G 3.0mm

**Suggested Test Areas e.g.**  
Cholesterol, Haemoglobin (Hgb), Diagnostic kit tests such as cardiac enzymes.

**Suggested Patient Areas e.g.**  
Adults (tougher skin), Blood transfusion centres.

**Box of 100 AT0712**  
**Box of 200 AT0714**



### Unistik®2 Super

21G 3.0mm

**Suggested Test Areas e.g.**  
Blood Gases & Electrolytes, Chemistry Test Profiles, Diagnostic kit tests such as cardiac enzymes, antibody test, H.pylori.

**Suggested Patient Areas e.g.**  
ITU / ICU, CCU, Laboratories.

**Box of 100 AT0752**  
**Box of 200 AT0754**



### Unistik®2 Neonatal

18G 1.8mm

**Suggested Test Areas e.g.**  
Congenital Hypothyroidism, Phenylketonuria (PKU), Single heelstick tests such as Bilirubin, Glucose, Haemoglobin, Sickle Cell disease, Other diseases.

**Suggested Patient Areas e.g.**  
Heelstick samples on neonates.

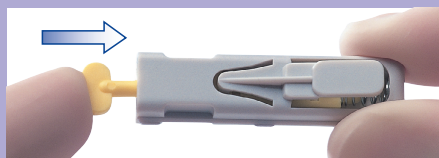
**Box of 100 AT0762**  
**Box of 200 AT0763**



The suggested patient and test areas are intended as a guide only and actual use should be determined by the individual user.


## How to use Unistik®2

### 1. Push



Push the lancet cap into the body of Unistik 2 until it clicks.

### 2. Twist



Twist off the lancet cap until you feel it separate from the device. Don't pull, just twist. Dispose of the cap in a suitable container.

### 3. Sample



Choose a site on the finger, or for neonates choose a site on the heel as indicated by the shaded areas on pictures A and B. Press the Unistik 2 platform firmly against the chosen site and press the release button.

If required, massage the sample site, taking care not to squeeze too hard at the site.

The single-use needle retracts immediately after sampling, leaving the device safe for immediate disposal. Use a suitable sharps container.



#### UK / EU

Owen Mumford Ltd  
Brook Hill, Woodstock  
Oxford OX20 1TU, England  
T : 01993 812021  
F : 01993 813466  
E : info@owenmumford.net

#### NORTH AMERICA

Owen Mumford Inc.  
BP 444  
1755-A West Oak Commons Court  
Marietta, Georgia 30062, USA  
T : 800-421-6936  
F : 770-977-2866  
E : info@owenmumfordinc.com

#### FRANCE

Owen Mumford  
BP 444  
27204 Vernon Cedex, France  
T : 02 32 51 88 70  
F : 02 32 21 96 95  
E : contact@owenmumford-fr.com

#### GERMANY

Owen Mumford GmbH.  
Alte Hage 1  
63762 Großostheim-Ringheim, Germany  
T : 06026/97750  
F : 06026/977529  
E : info@owen-mumford.de

#### EXPORT

Owen Mumford Ltd  
Brook Hill, Woodstock  
Oxford OX20 1TU, United Kingdom  
T : +44 1993 812021  
F : +44 1993 813473  
E : export@owenmumford.co.uk